



FABER-CASTELL
since 1761

design • memory • craft®

Mix & Match Gelatos

Water-soluble crayons





For the highest standards

Founded in 1761, Faber-Castell has been under the same family's management for eight generations. It has grown from a small handicraft business to an international corporate group with 14 production facilities, 25 sales companies and about 7,500 employees worldwide.

As the most significant company manufacturing wood-cased pencils, Faber-Castell's Art & Graphic range enjoys a most prestigious reputation among artists and hobbyists. The use of high-quality artists' pigments guarantees a light-fastness that lasts for decades. All products are based on the same colour number system and thus facilitate unlimited combination options.

As a world leader in wood-cased pencils, Faber-Castell only uses wood from sustainable sources, of which more than 95% is FSC-certified. Natural wood is and remains Faber-Castell's core area of expertise.





Creative Studio

The Creative Studio range includes high-quality creative materials that are tailored to the needs of ambitious amateur artists. The range is also a treasure trove of options for people who love creating, crafting and decorating.

The unique water-solubility of the Art Grip Aquarelle pencils is perfect for watercolour lovers. Users of Pitt Artist Pens, a highly pigmented ink pen, adore the wide range of bold colours and different tips. The range is rounded off with soft and oil pastels, as well as water-soluble crayons, offering a reasonably priced gateway into creative techniques.



Gelatos



Outstanding properties

Gelatos are colour-rich, water-soluble crayons. The acid-free and odourless crayons glide beautifully over various surfaces such as paper, fabric, canvas and wood thanks to their creamy consistency. They can be easily applied with a finger or brushed on as watercolours.



12 18 12
Gelato Set of 12

Colour sets



12 18 01
Gelato Yellows



12 18 02
Gelato Reds



12 18 03
Gelato Blues



12 18 04
Gelato Greens



12 18 05
Gelato Neutrals



12 18 06
Gelato Metallics

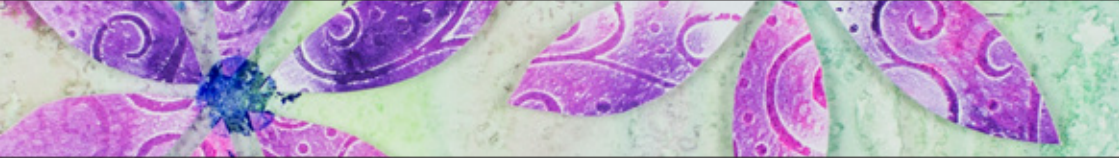
Creative uses



Gelatos can be used for painting, stamping or as a colour spray. They are particularly well-suited for use in collage techniques and mixed media. Whether you use them wet or dry, Gelatos boast intense, bold colours and are extremely easy to use.



Dry technique: Blending + edging



When blending, various colours of Gelato are applied and smudged together using a fingertip, cotton bud or paper wiper. This creates colour gradients and blended colours.


Edging produces expressive borders. Here, colours are applied roughly to the edge of a card or piece of paper and blended into the middle.

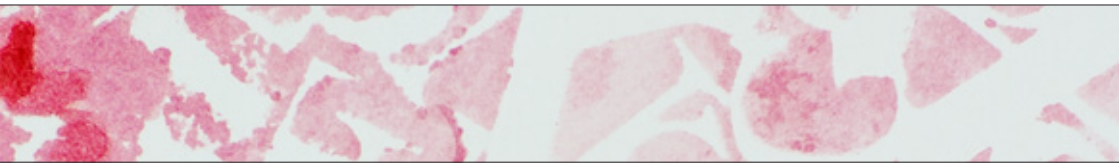


Wet technique: Dissolving colours




The water-solubility of Gelatos allows for many creative applications. The simplest method is applying with water and a brush. A piece of Gela-to dissolved in warm water can also make a great colour spray. On a large scale or sprayed over stencils, it creates beautiful patterns in no time.






Dots, lines or freestyle, artistic statements are easy to make with a pipette. Use a sponge to dab spontaneous structures onto a composition and give it an artistic character.



Stamping



Gelatos work brilliantly with stamps. Moisten the stamping surface, apply one or more colours and stamp onto paper. Beautiful, spontaneous watercolour effects guaranteed!



Bubble wrap

Think outside the box! Some of the best Gelato effects can be achieved by using the most bizarre materials. Bubble wrap, for example, creates a lovely stamped effect. Simply moisten the paper, apply the Gelatos to the bubbles in the bubble wrap and use it to stamp onto the paper.



Dripping



Dripping really showcases the range of things you can do with water-solubility. With this technique, Gelatos are applied to paper, roughly smudged with a finger and then moistened with a spray. The liquefied colour starts to run as soon as the paper is tilted. The degree of the gradient can be controlled by inclining the paper and subsequent water sprays.



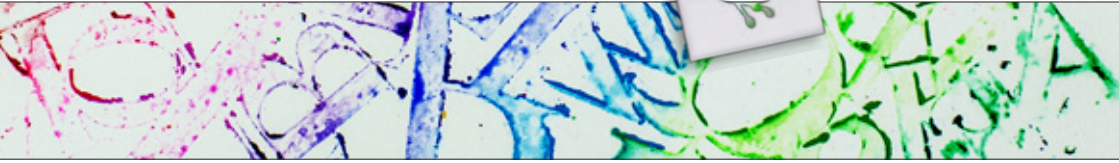
Embossing



When embossing, a synthetic resin powder is sprinkled onto a wet stamp and then melted onto the surface with a heat gun to produce a relief-like effect. The surface can be paper, cardboard or wood but should be heat resistant. Gelatos can be applied before or after embossing as an extra creative touch.



Stencils




You can create extravagant backgrounds with either store-bought or home-made stencils. In the example, you can see that the first step is to apply Gelato to the back of a masking stencil. Moisten the paper and then lay the stencil onto it. Depending on the pressure, you can create a pastel or more intensely coloured print.





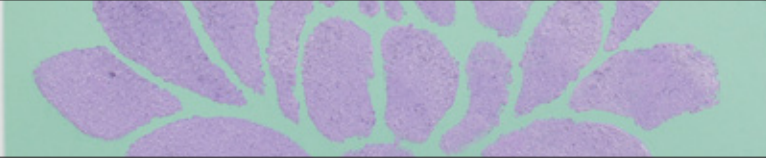
Effects



Stencils are great for use with both dry and wet techniques. Gelatos can be rubbed into or sprayed onto the holes in the stencil. You can also lighten areas to great effect by reducing the colour with a baby wipe or cleaning cloth.



Gesso



A piece of crayon is dissolved with a little water and mixed with some gesso to give colours body and an opaque consistency. You can also produce very pastel tones depending on the amount you use. Colours created in this way are brilliant for painting and stamping, or for use with a spatula and other creative techniques.



Modelling clay



Gelatos are ideal for colouring modelling clay. Simply apply the crayon to a saucer, then dab the colour with the modelling clay and massage it in. For vivid structures, crumble the crayon roughly into the saucer and form it into your desired bead shape with the modelling clay. Punch a hole in the bead and harden it in the oven according to the instructions.





Dry technique project



Applied techniques:

Blending on a canvas, blending with a stencil, reducing with a baby wipe and stamping with corrugated cardboard Detailed guide with materials at www.Faber-Castell.de






Wet technique project



Applied techniques:

Blending and dripping on watercolour paper, blending on structured paper Detailed instructions with materials at www.Faber-Castell.de





Gallery



Watercolour paintings, collages, gifts, invitations, objects, jewellery and so on and on... all the techniques are easy to combine with one another and provide creative options for artists to develop their very own styles. Have fun discovering the unique Gelato!





WITH
ABILI
FIND

IN
SIM

Faber-Castell Aktiengesellschaft
Nürnberger Str. 2 • D-90546 Stein / Nürnberg • Germany
www.Faber-Castell.com